

## Work Done By Others

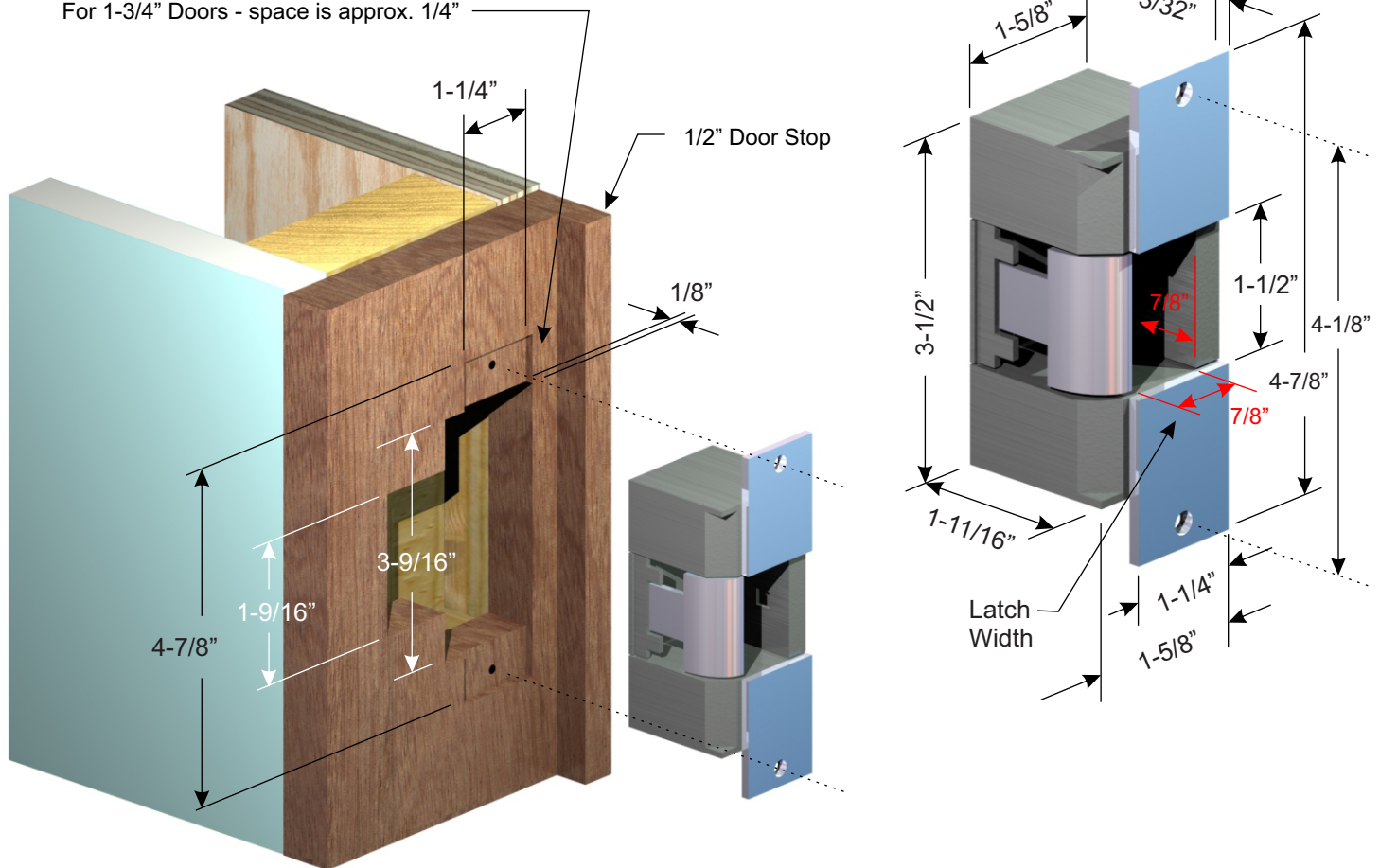
### REEL (Electric Interlock) Requirements

The items listed below must be completed before the installation of the elevator. This document applies to Wood Jambs and Wood Doors Only . For Door Jambs or Doors other than Wood, please contact Residential Elevators.


**Door Jambs Prepped:** The following illustration represents the measurements needed to mortise out the door jamb (Fig. A.) The screw holes must be located to align with the center of the door when closed. In order to help produce the most accurate cavity size your salesperson will provide plastic templates (Fig.B) that must be installed and affixed, using only the screws provided, in the cavity of every door frame. These cavities must be in place when the installation crew arrives for install.

For 1-3/8" Doors - space is approx. 1/16"  
 For 1-3/4" Doors - space is approx. 1/4"

**Fig. A**



**Fig. B**



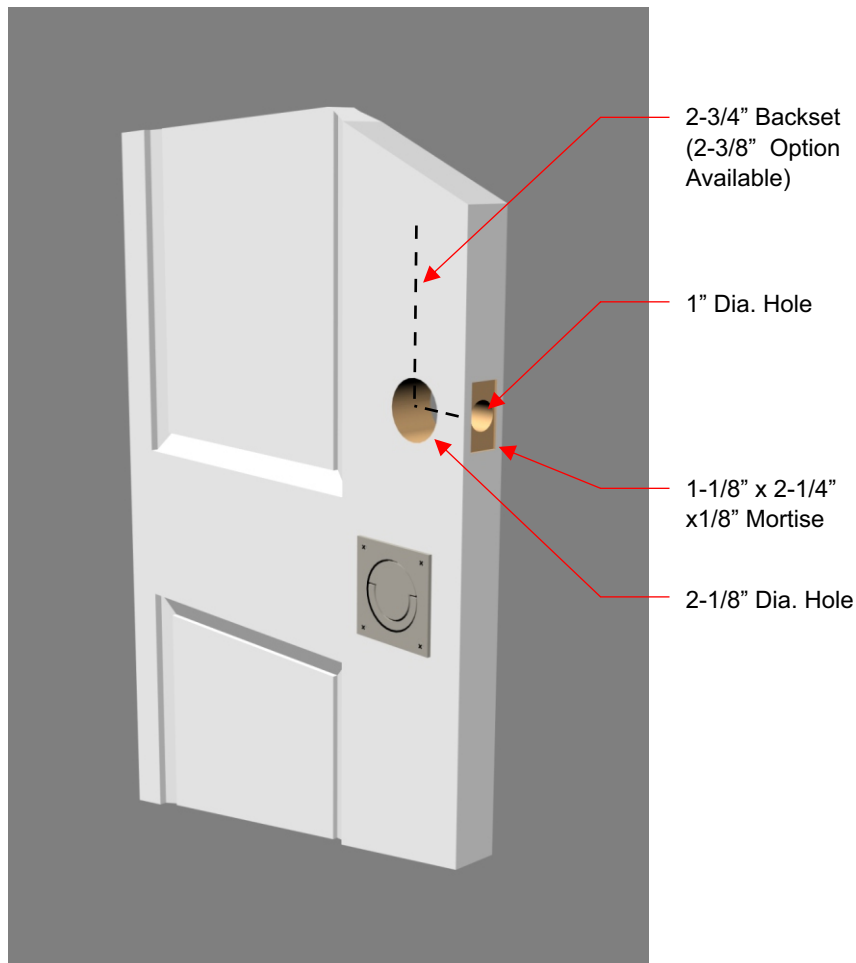
THE INFORMATION CONTAINED HEREIN IS SOLELY OWNED BY RESIDENTIAL ELEVATORS. ANY REPRODUCTION IN PART OR AS A WHOLE WITHOUT WRITTEN PERMISSION FROM RESIDENTIAL ELEVATORS IS STRICTLY PROHIBITED.

**Door Panel Prepped:** Prepping the door will require an industry common door hole size and backset (FIG. C.) This prep-work must be centered vertically with the center of the electric strike.

**Figure A/B and Figure C (1" Dia. Hole) Must Be Center Aligned**

1-3/4" Solid Core Door Preferred  
(1-3/8" solid core door acceptable)

**Fig. C**



**Door Hardware:** All hoistway doors will require dummy hardware to open and close the door. The hardware on the exterior side of the door (House Side) can be any hardware to match the rest of the hardware being used within the home. The hardware for the interior side (Hoistway / Elevator) of the door must be flush to the back of the door. (Examples: Baldwin 0397, Baldwin 0395, Hager 27N/P, Sugatsune SUG-SP-48-S or similar)

Our crew will **NOT** be able to install your elevator if the Door Jambs and Doors do not comply with the above layouts/requirements on this spec sheet. If the doors and jambs do not comply, a return charge for installation may be incurred.

